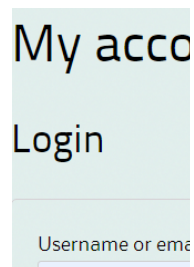


How to View and Pay for Your Order

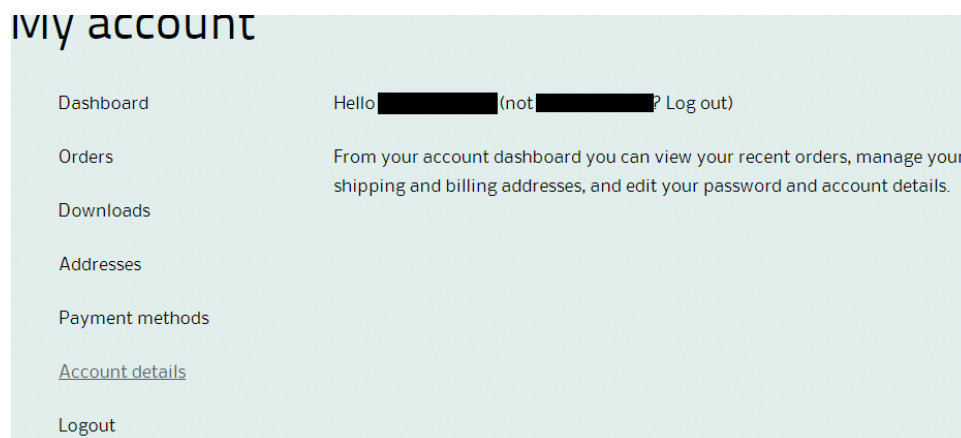
- 1) Browse to: <http://rollhexacubes.com> and at the top of the screen, click on “My Account.”



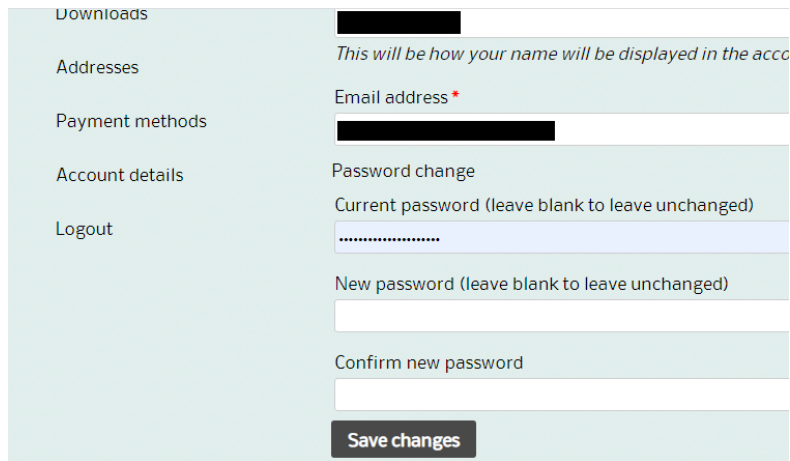
- 2) A login screen will appear. Enter the email address you used for this Kickstarter in both the username and password fields. Click on “Login”



- 3) Click on “Account Details.”

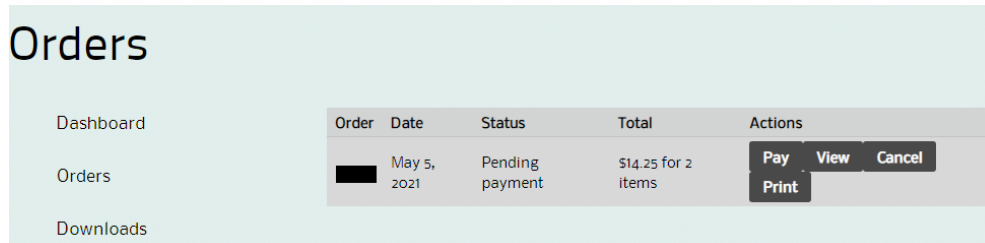


- 4) **Enter a new and more secure password, followed by clicking on “Save changes.”**



The screenshot shows a user profile page with a sidebar on the left containing links: Downloads, Addresses, Payment methods, Account details, and Logout. The main content area is titled 'Password change' and includes the following fields: 'Current password (leave blank to leave unchanged)' with a masked input field, 'New password (leave blank to leave unchanged)' with an empty input field, and 'Confirm new password' with an empty input field. A 'Save changes' button is located at the bottom of the form.

- 5) **Then click on “Orders,” which should show a summary of your order along with “Pay”, “View”, “Cancel” and “Print” options.**



The screenshot shows the 'Orders' page with a sidebar on the left containing links: Dashboard, Orders, and Downloads. The main content area displays a table with the following data:

Order	Date	Status	Total	Actions
[Redacted]	May 5, 2021	Pending payment	\$14.25 for 2 items	Pay View Cancel Print

- 6) **Before you pay, please click on “View” to verify that all of your expected items are present in the order. Since you have already paid for your Tier reward, the price you see is only the shipping plus the costs of any add-ons you acquired after the KS was complete.**

If there is anything missing or you wish for some additional add-ons, please contact

support@rollhexacubes.com

I will make the adjustments in a timely manner and send you an invoice with the added items and any adjustment in shipping.